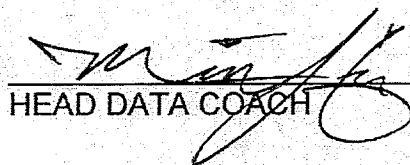


2016-17 DATA ACTIVITY PLAN SCHOOL: Sunrise Ridge Intermediate

____ August-December 2016 (1st Semester)

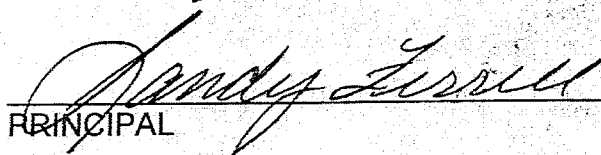
X January-May 2017 (2nd Semester)

ACTIVITY DESCRIPTION	DEADLINE	PROJECTED OUTCOME / PRODUCT
<p>Create a mid-term report that compares NP data broken down by student, teacher, subject, how many have 3 or more, 2, 1 NPs.</p>	<p>End of Tri 2&3</p>	<p>Determine if progress is being made for student interventions by the number of NP's given</p>
<p>Create a grade report for the NP's one week prior to the end of the semester then compare that to the same report after the semester ends.</p>	<p>Ongoing</p>	<p>This data will be used to determine our progress over the course of several years.</p>
<p>Create Master Data database, development, and workflow management for teachers and administration with regards to reporting GVC or other important info.</p>	<p>April 28th</p>	<p>Creating a one easy place for all important data to be collected, stored, and disaggregated.</p>



HEAD DATA COACH

2/3/17
Date



PRINCIPAL

2/3/17
Date

2016-17 DATA ACTIVITY PLAN SCHOOL: TONAQUINT INTERMEDIATE SCHOOL


___ August-December 2016 (1st Semester)

 x January-May 2017 (2nd Semester)

ACTIVITY DESCRIPTION	DEADLINE	PROJECTED OUTCOME / PRODUCT
Help departments access and interpret results of SAGE modules.	Feb. 2017	Departments will be able to see all information available and adjust teaching, rather than seeing modules as a practice test.
Determine a way to track sage module data in a way they data be analyzed better. Have a system in place for next year.	May 23	Using our module data to better predict end of year results.
Disaggregate 2017 SAGE results for PLC teams and administration.	May 23	Create visuals and reports that will help identify trends and areas needing attention. This report will be presented to department leaders and school leadership.


 HEAD DATA COACH

1/20/2017
 Date


 PRINCIPAL

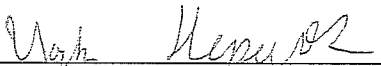
1-20-2017
 Date

2016-17 DATA ACTIVITY PLAN SCHOOL: HIS

____ August-December 2016 (1st Semester)

___x___ January-May 2017 (2nd Semester)

ACTIVITY DESCRIPTION	DEADLINE	PROJECTED OUTCOME / PRODUCT
Assist Departments with the data from learning targets and CFA's so that they can intervene and work with the students who are struggling and also needs for extensions.	Ongoing	Help the departments focus on the needs and changes that they need to increase student awareness.
Keep the HIS control panel user friendly and up today on the links that are needed to complete the CSIP. Including working with the Parent Survey.	Ongoing	Help accomplish the goals and Targets for the CISP.
Create iZap spreadsheet for the teachers that tracks students on where they should go for remediation.	Ongoing	This has helped teacher focus on the students who need extra support.



 HEAD DATA COACH

1/23/17

 Date



 PRINCIPAL

1/23/17

 Date

2016-17 DATA MINING ACTIVITY PLAN

SCHOOL: Fossil Ridge Intermediate

_____ 1st Semester

___X___ 2nd Semester

ACTIVITY DESCRIPTION	DEADLINE	PROJECTED OUTCOME / PRODUCT
Assist teachers in using UTIPS and Schoology	ongoing	Teachers use UTIPs & Schoology for common assessments & benchmarks
Assist teachers in administering STAR reading test	Jan.31,2017 & May 2017	Student reading level, help identify needs for RTI
Assist & train teachers using Utah Compose	ongoing	Analyze data of student writing to guide instruction
Help teams prepare for End of Level Tests with SAGE module/interim tests	Ongoing	Students will review core material by practicing online test taking strategies and identify instructional needs. Teachers use SAGE for common assessments & benchmarks
Help gather & organize data for intervention classes for the upcoming school year.	May 2017	Student schedule placement for incoming 6th graders and 7th graders for 2015-2016
Collaborate with core teams in creating a section on our school webpage about SAGE	February 28, 2017	Provide parents with teacher insight into the value of SAGE and how our teachers use the data to help students' learning

HEAD DATA COACH

Date

PRINCIPAL

Date


2016-17 DATA ACTIVITY PLAN

SCHOOL: Lava Ridge Intermediate

____ 1st Semester

X 2nd Semester

ACTIVITY DESCRIPTION	DEADLINE	OUTCOME / PRODUCT
Analyze attendance, at-risk, SAGE and CFA data for special populations such as Flex Time, GRASP, and study hall participants. Include ESL, Ethnic Populations, Economically Disadvantaged.	Each Trimester	Analysis is reviewed monthly through collaborative CFA document, attendance and PBIS reports. Faculty trained in the used of the Secondary At-Risk Report. Ongoing data projects include Hispanic population SAGE growth, & progress of students participating in support classes. Leadership is using this data in intervention placement.
Analyze grade & assessment information for each of our target populations.	Each trimester	Data analysis report to be shared with Stakeholders: teachers, leadership, community council, and others as needed. We will be looking for patterns and possible interventions.
Curate data from at-risk, CFAs Benchmark assessments, and I-Team data to evaluate growth and steer interventions	Ongoing	Collaborative CFA document will be updated and shared with all faculty members. Teachers will input benchmarks, end of year data and see all related assessment data; also gather & share I-Team RTI documents for collaboration.
Train and assist teachers in using data to set CSIP Goals for teaching and student learning.	Ongoing	Teachers are using at-risk data, RTI data, SAGE, CFA data to set CSIP goals.
Use data to make referrals for enhanced classes for incoming 6th and next year's 7th grade students.	By April 15th	Student will be placed in appropriate classes based on their assessment data.



 HEAD DATA COACH

1-23-17

 Date



 PRINCIPAL

1-23-17

 Date